



How to store optical fiber cleaver FC-6 in a case

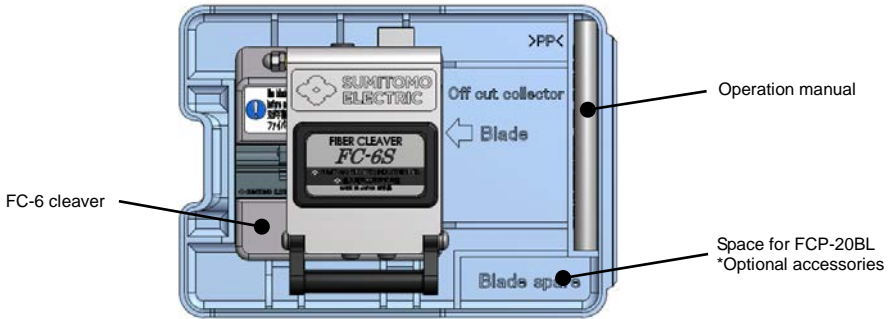


Be sure to remove and dispose of the fiber off-cuts left in the case. The off-cuts can cause injury to persons.



If the case is dropped and impacted, and other movements (twisting) except the opening and closing movement are applied to the case, it may be damaged. Handle with care. If you do not store the cleaver as illustrated below, the case cover will not be closed completely. Do not force the cover which is not closed completely. Doing so can cause damage to the case.

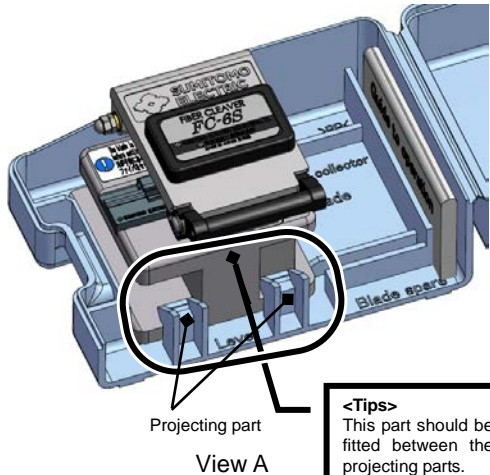
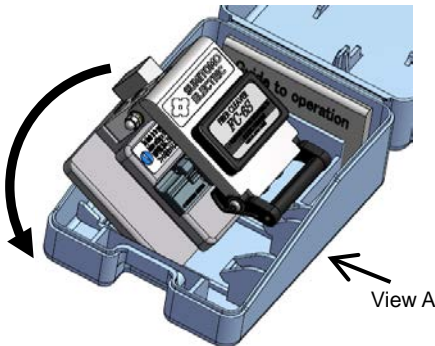
1: Storage orientation



2: How to store FC-6 in carrying case

2-1: Place the FC-6 into the case according to “1: Storage orientation”.

2-2: Fit the circled part between the projecting parts.



<Tips>
 This part should be fitted between the projecting parts.



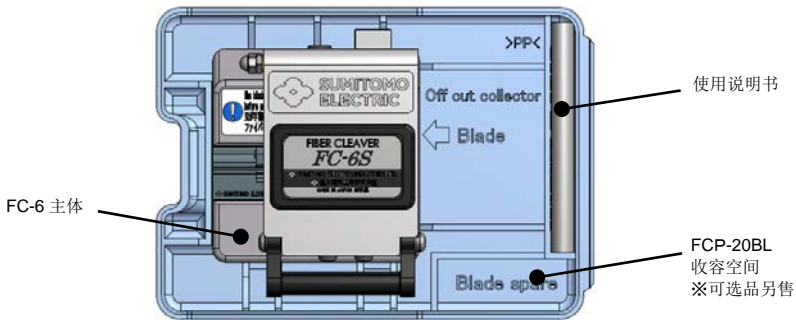
关于光纤切割刀 FC-6 的收容方法



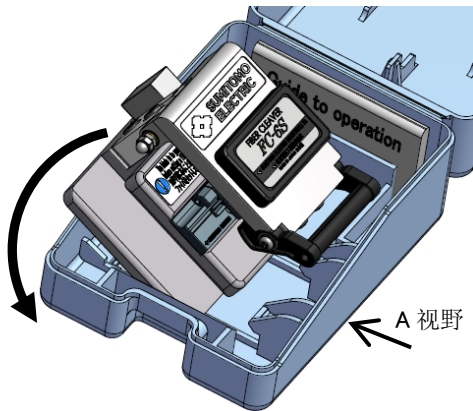
请清扫，去除掉落在收容箱内的光纤屑。如果收容箱中有光纤屑，使用的时候有可能导致受伤。



使用本产品时要注意，收容箱在跌落，受到强烈冲击等开与关以外的动作(拧)时会发生破损。如果收容方向与下图的收容状态不一致，收容箱的盖子会盖不上，强用力盖的情况下有可能致使收容箱发生破损。



2. 收容方法



- 2-1.按照收容状态的方向放置
- 2-2.参照 A 视野，对应着突起部位放置

